

Esthetic Colorant

Natural Lifelike Colors
Shine From Within



In Living Color

Esthetic Colorant

Every tooth has unique internal shade structure.

With unique raw materials and color structure,

specifically developed for the "KATANA™

Zirconia" Multi Layered series, Esthetic Colorant

enables you to easily and efficiently imitate a

variety of these unique characteristics.



FEATURES & BENEFITS

LIFELIKE OUTCOMES

MAINTAINING THE ORIGINAL
STRENGTH OF "KATANA™ ZIRCONIA"

COMPACT LINE-UP FOR SIMPLIFIED
PROCEDURES

EFFICIENT PROCEDURES FOR LIFELIKE RESULTS

PREPARATION

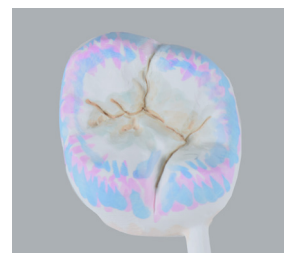
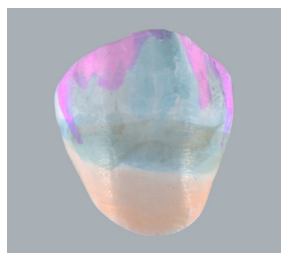


To achieve consistent results, any dust or grease must be removed from the surface of the pre-sintered zirconia before applying the liquid. When cleaning with an ultrasonic device, after cleaning, dry in a drying oven at 80°C/176°F or higher for 1 hour or longer.

CERABIEN™ ZR FC Paste Stain
Available in 27 shades, for the reproduction of an extensive case variety.



COLORING



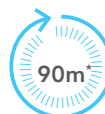
DRYING

Dry at 80 - 200°C / 176 - 392°F for at least 30 minutes.
Use a ceramic tray to avoid contact with metal.



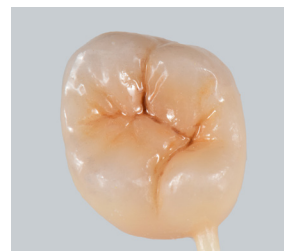
SINTERING

Sinter the restoration according to the preferred sintering schedule*.



FINISHING

After sintering, finalize the restoration by polishing, glazing, or porcelain layering.



*For the Multi Layered series, 54-minute, 90-minute, and 7-hour sintering schedules are available.


Simple Procedure for Lifelike Results

MASKING THE ABUTMENT

WHITE and OPAQUE can be used for masking the abutment color from inside a crown.
Brush inside of crown with either WHITE or OPAQUE to increase opacity and control value.



Apply Esthetic Colorant OPAQUE



After application



After sintering the restoration

Comparison of restorations with/without Esthetic Colorant OPAQUE



Metal abutment















KATANA™ Zirconia YMLA2
• Metal abutment



KATANA™ Zirconia YMLA2
• Esthetic Colorant
• Metal abutment

SHADE APPLICATION

	A plus	Used to increase the chroma of A Dentin shades.
	B plus	Used to increase the chroma of B Dentin shades.
	C plus	Used to increase the chroma of C Dentin shades.
	D plus	Used to increase the chroma of D Dentin shades.
	BROWN	Used to give a brown tint to the cervical area and on the main groove to reproduce the dentin color.
	ORANGE	Used to give an orange tint to the cervical area, and to reproduce mamelon color.
	GRAY	Used to reproduce the grayish enamel color of the occlusal surface and cusp.
	BLUE	Used to reproduce the blueish enamel color of the occlusal surface and cusp.
	VIOLET	Used to reproduce the reddish-blue enamel color of the occlusal surface and cusp.
	PINK	Used to give a pale pink. (the base of the gingiva) *After sintering, fluorescence derived from the element is visible. Completely cover the surface of the applied area with porcelain which does not contain fluorescent agents, such as "CERABIEN™ ZR Tissue".
	WHITE	Used to give high value white opacity.
	OPAQUE	Used to give pale yellow opacity.

*The color image displayed is based on the color data when each color is impregnated and sintered in 1.0 mm of pre-sintered zirconia pellets.
Each color image shows the deepest color tone.

When using the brush-painting technique, adjust the number of applications according to the desired color tone.

ESTHETIC COLORANT IN ACTION

1 Milled KATANA™ Zirconia YML

Designed for pre-sintered KATANA™ Zirconia Multi Layered series, such as YML, UTML, or STML to perfectly complement desired effects.



2 Esthetic Colorant Applied

Brush Painting Technique:

Apply the required amount of liquid to the zirconia surface by using Liquid Brush Pen or metal-free brush.



3 Completion

After sintering, finalize restoration by polishing, glazing, or porcelain layering with CERABIEN™ ZR FC Paste Stain.



*Finalized the restoration by polishing, glazing, and porcelain layering. Photos courtesy of Shigeru Adachi, DT, Cusp Dental Supply Inc.

ESTHETIC COLORANT LINE-UP

127-0055KA	Esthetic Colorant A plus	12ML
127-0065KA	Esthetic Colorant B plus	12ML
127-0075KA	Esthetic Colorant C plus	12ML
127-0085KA	Esthetic Colorant D plus	12ML
127-0095KA	Esthetic Colorant BROWN	12ML
127-0105KA	Esthetic Colorant ORANGE	12ML
127-0115KA	Esthetic Colorant GRAY	12ML
127-0125KA	Esthetic Colorant BLUE	12ML
127-0135KA	Esthetic Colorant VIOLET	12ML
127-0145KA	Esthetic Colorant PINK	12ML
127-0155KA	Esthetic Colorant WHITE	12ML
127-0165KA	Esthetic Colorant OPAQUE	12ML
127-0010KA	Esthetic Colorant BASIC KIT (12 shades)	144ML
227-0019KA	LIQUID BRUSH PEN	



A dedicated Liquid Brush Pen is available for easy control of characteristics

Kuraray America, Inc.

32 Old Slip, 7th Floor
New York, NY 10005
www.katanazirconia.com



Kuraray Noritake Dental Inc.

300 Higashiyama, Miyoshi-cho
Miyoshi, Aichi 470-0293 Japan
www.kuraraynoritake.com

Before using this product, read the Instructions For Use supplied. The specifications and appearance of the product are subject to change without notice. Printed color can be slightly different from actual shades.

KATANA and CERABIEN are trademarks of NORITAKE CO., LIMITED